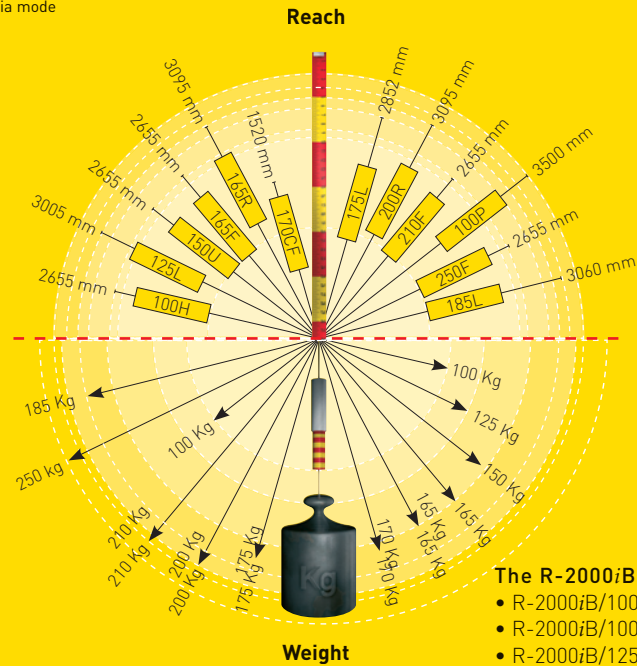


	Robot model	Controller	Controlled axes	Max. load capacity at wrist [kg]	Repeatability [mm]	Mechanical weight [kg]	Reach [mm]	Motion range [°]						Maximum speed [°/s]						J4 Moment [Nm]/ Inertia [kgm <sup>2</sup> ]	J5 Moment [Nm]/ Inertia [kgm <sup>2</sup> ]	J6 Moment [Nm]/ Inertia [kgm <sup>2</sup> ]	IP Rating
								J1	J2	J3	J4	J5	J6	J1	J2	J3	J4	J5	J6				
<b>R-2000iB</b>	100H	R-30iA	5	100	± 0.2	1150	2655	360	136	362	250	720	—	130	130	130	170	360	—	441/39.2	245/15.7	-	Wrist & J3 arm IP67, body IP54. Option: movable parts IP66, main body IP56
	125L		6	125	± 0.2	1190	3005	360	136	353	720	250	720	110	110	110	170	170	260	588/58.8	588/58.8	343/22.5	
	150U		6	150	± 0.2	1070	2655	360	136	362	720	250	720	110	85	110	150	150	220	833/78.4	833/78.4	421/40.2	
	165F		6	165	± 0.2	1170	2655	360	136	362	720	250	720	110	110	110	150	150	220	921/78.4	921/78.4	461/40.2	
	165R		6	165	± 0.3	1480	3095	360	185	365	720	250	720	110	100	110	150	150	220	921/78.4	921/78.4	461/40.2	
	170CF		6	170	± 0.15	800	1520	360	190	332	720	250	720	110	110	110	150	150	220	921/78.4	921/78.4	461/40.2	
	175L		6	175	± 0.3	1260	2852	360	136	356	720	250	720	95	90	95	120	120	190	1225/225	1225/225	706/196	
	185L		6	185	± 0.3	1290	3060	360	136	346	720	250	720	95	85	88	120	120	190	1225/225.4	1225/225.4	706/196	
	200R		6	200	± 0.3	1540	3095	360	185	365	720	250	720	90	85	95	120	120	190	1333/141.1	1333/141.1	706/78.4	
	210F		6	210	± 0.3	1240	2655	360	136	362	720	250	720	95	90	95	120	120	190	1333/141.1/225.4 <sup>1)</sup>	1333/141.1/225.4 <sup>1)</sup>	706/78.4/196 <sup>1)</sup>	
	250F		6	250	± 0.3	1270	2655	360	136	357	720	250	720	95	85	88	120	120	190	1382/141.1, 1225.4 <sup>1)</sup>	1382/141.1, 1225.4 <sup>1)</sup>	715/78.4/196 <sup>1)</sup>	
	100P		6	100	± 0.3	1560	3500	360	185	365	720	250	720	110	90	110	120	120	190	980/225.4	980/225.4	706/196	
	165EW		6	165	± 0.3	1400	2650	360	135	208	720	250	440	105	90	105	130	130	210	1075/97.8	1075/97.8	461/40.2	
	200EW		6	200	± 0.3	1510	2650	360	135	208	720	250	440	90	85	90	110	110	155	1411/136.8	1411/136.8	686/58.8	

i) High Inertia mode



**The R-2000iB is available in 14 versions:**

- R-2000iB/100H: 100kg, 5 axes robot for palletising applications
- R-2000iB/100P: 100kg, Very long arm for press to press
- R-2000iB/125L: 125kg, Long arm
- R-2000iB/150U: 150kg, Upside down
- R-2000iB/165F: 165kg, Standard model
- R-2000iB/165R: 165kg, Rack mounted
- R-2000iB/170CF: 170kg, Short arm
- R-2000iB/175L: 175kg, Long arm
- R-2000iB/185L: 185kg, Long arm
- R-2000iB/200R: 200kg, Rack mounted
- R-2000iB/210F: 210kg, Standard model
- R-2000iB/250F: 510kg, Standard model
- R-2000iB/165EW: 165kg, Integrated spot welding supply line from J3 to J6
- R-2000iB/200EW: 200kg, Integrated spot welding supply line from J3 to J6

THE R-2000*i*B SERIES IS FANUC ROBOTICS LATEST GENERATION OF THE MOST SUCCESSFUL FANUC ROBOT IN THE WORLD. ITS LARGE RANGE OF PAYLOAD FROM 100 TO 250 KG AND ITS HIGH PERFORMANCE CAPABILITIES MAKES IT THE PERFECT SOLUTION FOR MULTIPLE APPLICATIONS. ALL R-2000*i*B ARE FLOOR-MOUNTED.

## » FEATURES AND BENEFITS

### R-2000*i*B Series, the solution for:

- Automotive spot welding
- Material handling
- Cutting, deburring
- Palletising
- Machine loading and unloading
- Handling for metal casting
- Assembling
- Sealing, glueing



R-2000iB/100H  
R-2000iB/125L  
R-2000iB/265F  
R-2000iB/170F  
R-2000iB/175L  
R-2000iB/185L  
R-2000iB/210F  
R-2000iB/250F



R-2000iB/165R  
R-2000iB/200R  
R-2000iB/100P



R-2000iB/150U  
R-2000iB/170CF

### HIGH ALLOWABLE WRIST MOMENT AND INERTIA

- Ability to handle large gripper and heavy payload at high speed, thus providing higher throughput
- Flexibility on gripper design and material used

### J4 ROTATION AT WRIST - SLIM J3 ARM WITH EQUIPMENT MOUNTING FLANGES

- With hollow drive shafts for the wrist motors the J3 arm is very slim for easy access into narrow spaces
- The J4 reducer at the end of J4 keeps the whole J3 arm stationary. Axis 4 rotates at end of arm
  - Reliable long-life design – proven in the automotive industry
  - Simple and reliable cable dress out package
- Capability to mount additional 25 kg on the arm at full payload at wrist
- Equipment mounting close to the wrist on the rigid J3 arm keeps “free” gripper hoses and cables short and avoids wear and tear

### COMPACT WRIST: NO MOTORS AND IP67

- No electrical elements at wrist: all motors for wrist motion are mounted on the robot’s „shoulder“, J3
  - Reduced risk of damaging the wrist motors because of high heat or harsh environment

- Compact design to access narrow spaces
- High loads and high duty cycles possible thanks to good air cooling of the wrist motors
- Wrist unit sealed against dust and water according to IP67

### STANDARD AIR AND ELECTRICAL CONNECTIONS PROVIDED TO AXIS J3

Integrated air and electrical services from J1 to J3

- Short connections to tool
- Increased wiring reliability
- Proven reliability (factory built)

### FLIP OVER CAPABILITY

- Reduced cycle time
- Enables more flexible cell designs
- Allows several robots to work together in close proximity

### MOTORS DIRECTLY COUPLED TO THE REDUCER

- Simplified mechanical unit
- Reduced breakdown risk
- Compact and reliable solution
- High accuracy and minimum backlash

### OPTION: SEVERE DUST LIQUID PROTECTION (SDLP FOR R-2000iB/165F/165R/175L/200R/210F)



- Main body protected from dust and water jets - IP56
- Wrist part dustproof and can be immersed in water - IP67
- Drivetrain (motors, reducers, gear, drive shaft) - IP66
- Anti-corrosive bolts

### OPTION: SPOT WELDING DRESSOUT PACKAGE R-2000iB/165F/165R/175L/185L/200R/210F/250F

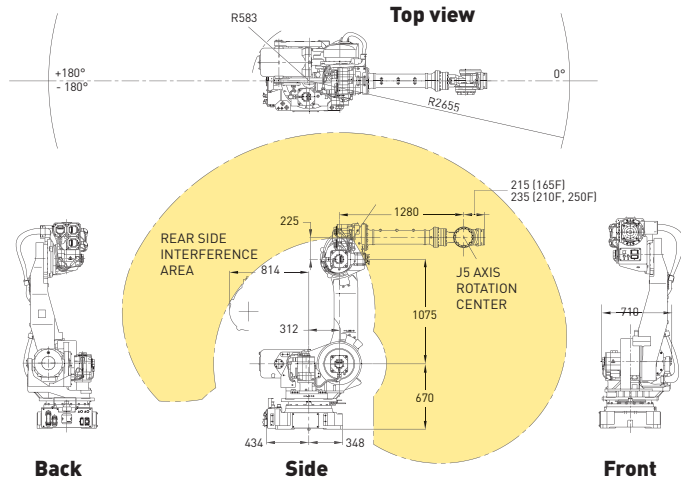
- Compact dressout
- Small wrist
- Short cycle time
- Retrofit possibilities

### R-2000iB/100H: 5-AXES ROBOT ARM FOR PALLETISING

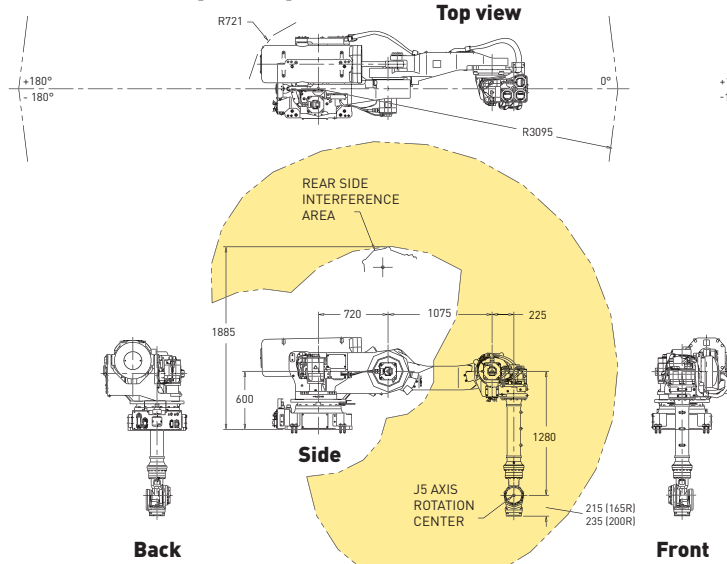
- High speed for main and wrist axes
- High throughput in palletising
- Quick rotation of the workpieces possible
- Ideal for complex palletising and fast cycle times
- 5th axes allow to place even on inclined pallets and rotate work pieces in all directions



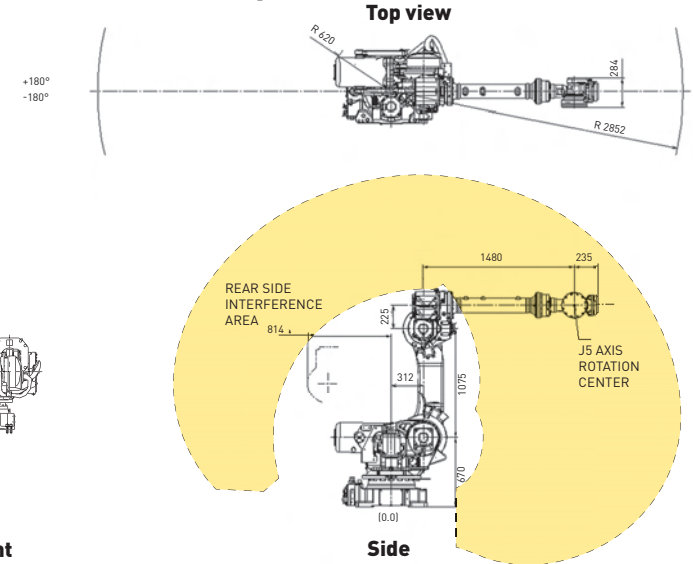
## R-2000iB/165F/210F/250F



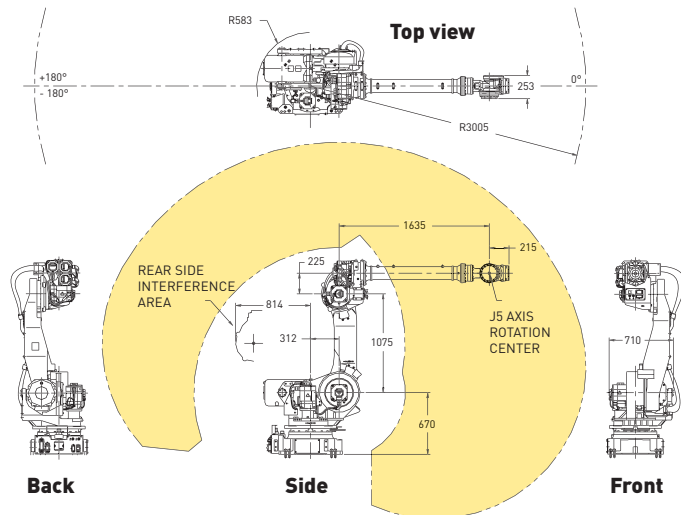
## R-2000iB/165R/200R



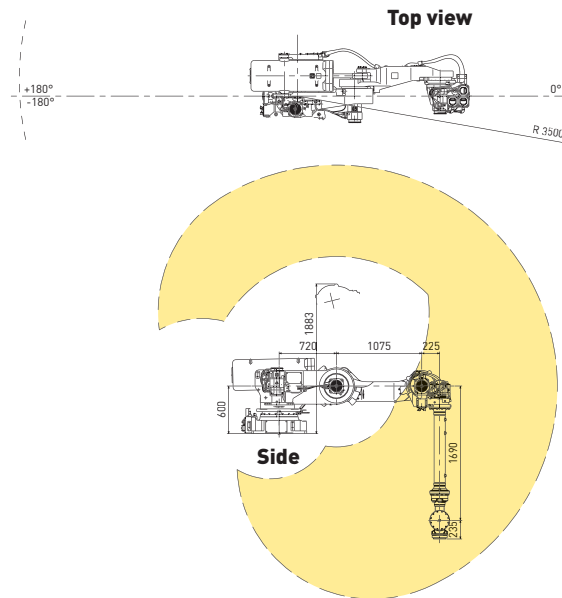
## R-2000iB/175L



## R-2000iB/125L



## R-2000iB/100P



## R-2000iB/185L

